



SAIL·X

BASIC KEY LIST (3D VERSION)

- (**minus key**) = Toggle between 2D (top down) and 3D views

Shift = Toggle between sails in (go) / sails out (stop). *Note: Press this key once to start moving. No need to press it again (unless you want to stop)*

Up Arrow = Head up (steer towards the wind)

Down Arrow = Bear off (steer away from wind)

Space bar = Sail fastest (maximum VMG) course upwind or downwind (will go to closest direction)

Enter = Tack or gybe (whichever is closest)

Z = Zoom in

X = Zoom out

G = Raise / lower gennaker

H = Display or hide key list and hints

Double Escape = Panic Key! Retire! (If already retired = Get a Boat)



SAIL·X

MENU ITEMS (TOP RIGHT OF SCREEN IN 3D VERSION)



Voting

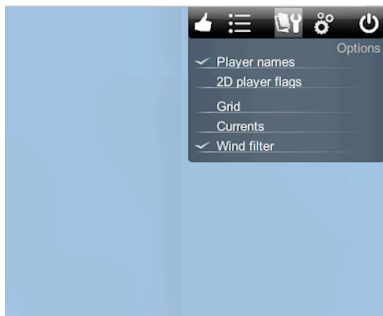
Subscribers (only) may vote for the boat type and course type to be featured in the next race



Administration Functions

These controls allows Administrators (only) to adjust race parameters between races/regattas.

These functions are disabled once a race start sequence has started.



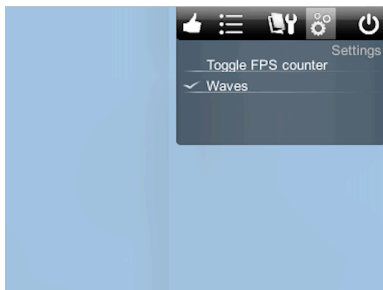
Player Name: Toggle player names on/off

2D Player Flags: Toggle player country flags on/off

Grid: Toggle race course grid on/off

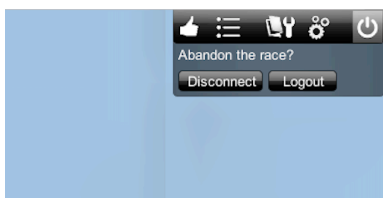
Currents: Toggle current indicators on/off

Wind Filter: Toggle wind filter on/off (wind filter just makes it easier to see wind strength gradient)



Toggle FPS counter: Toggle FPS (frames per second) counter on/off (FPS gives you an instantaneous measure of connection speed. Counter ideally >30)

Waves: Toggle water modelling resolution high/low (use low if your computer is struggling)



Disconnect / Logout Options



SAIL·X

FULL KEY LIST (3D VERSION)

- B** = Backsail when sail is eased / gybe when sailing by the lee
- C** = Change your boat colour
- D** = Delete last chat messages
- G** = Raise / lower spinnaker / gennaker
- I** = Display information for all boats on the course (username, flag, ranking, speed)
- M** = Start entering text message (return to send)
- N** = Start entering notification (bigger message to whole fleet - for Admin only)
- P** = Initiate protest procedure
- R** = Initiate un-protest procedure
- S** = Toggle hide/show wind shadows
- T** = Transfer penalty (from other user to you)
- U** = Change tide / current display
- Q/O** = 360 penalty turn clockwise/counterclockwise
- Double Enter** = Crash tack / gybe
- Space bar** = Abort a tack or spin
- Alt + Arrows** = Change view in 3D client (only when in 3D mode)
- Ctrl + Mouse** = Camera control in 3D spectate mode (only works when in 3D mode)
- Page Up / Page Down** = Head up / head down more quickly (will stop the boat from planing if it already is)
- Numbers** = Several of the numbers will display pre-programmed messages (press 1st number and then second number e.g. by pressing 1 and then 2 displays "You Tack!")